



PBSS4350T

Descriptions

Silicon PNP transistor in a SOT-23 Plastic Package.

Features

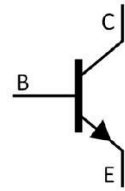
Low $V_{CE(sat)}$, high current.

Applications

General purpose switching and muting


LCD back-lighting

Supply line switching circuits.



h_{FE} Classifications & Marking

h_{FE} Range	>300
Marking	HZC



SOT23



Absolute Maximum Ratings(Ta=25°C)

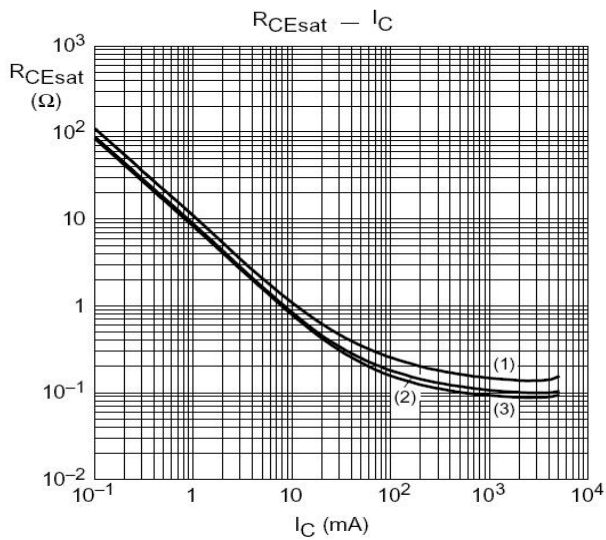
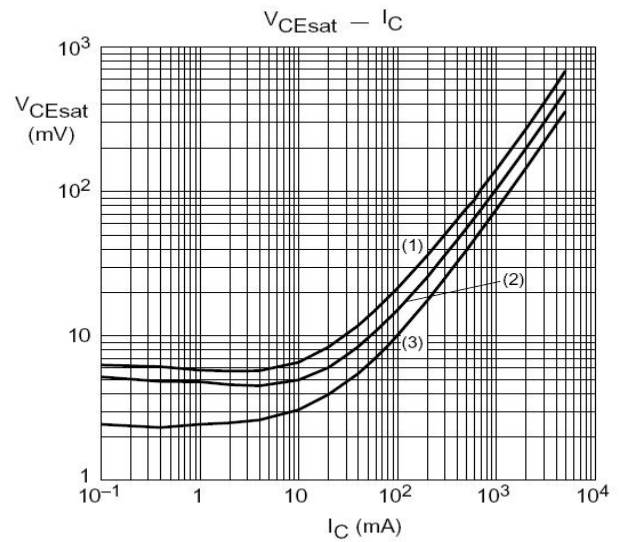
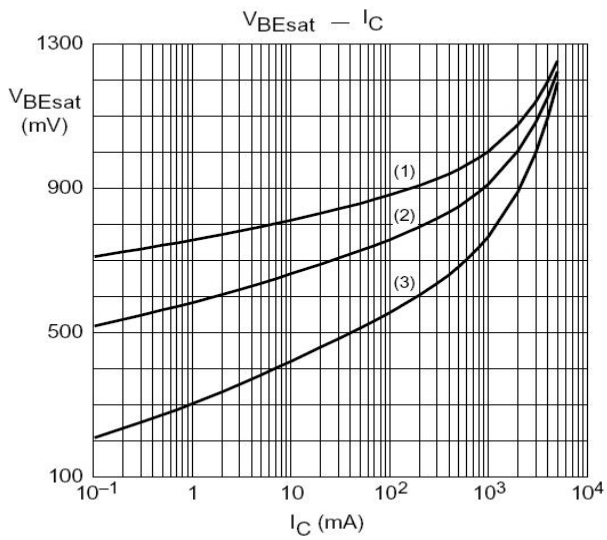
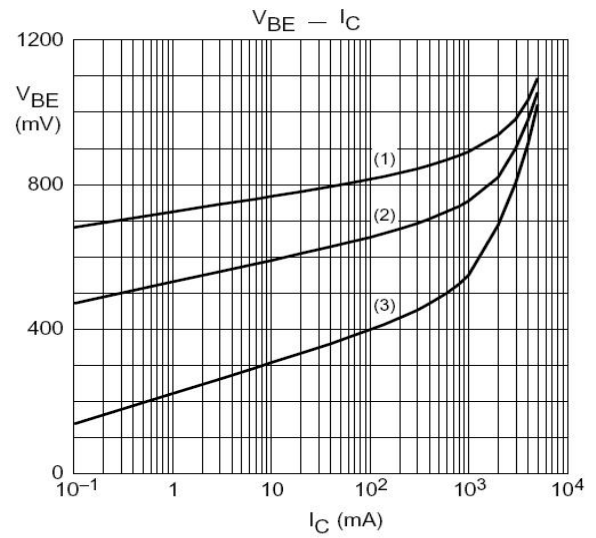
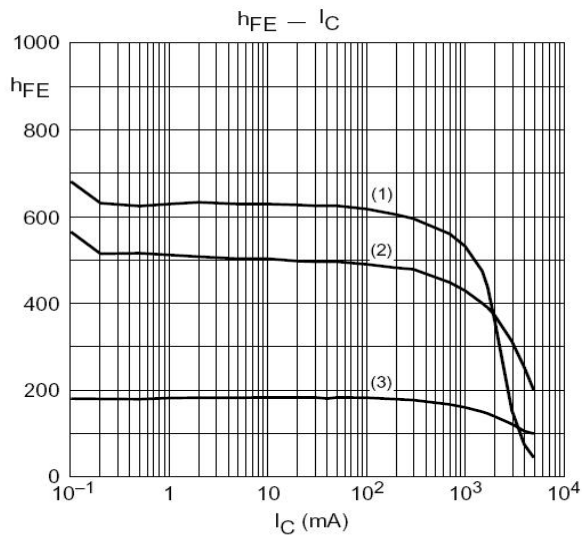
Parameter	Symbol	Rating	Unit
Collector to Base Voltage	V_{CBO}	50	V
Collector to Emitter Voltage	V_{CEO}	50	V
Emitter to Base Voltage	V_{EBO}	5	V
Collector Current	I_C	2	A
Peak Collector Current	I_{CM}	5	A
Base Current	I_B	0.5	A
Total Power Dissipation	$P_{tot(1)}$	300	mW
	$P_{tot(2)}$	1.2	W
Junction Temperature	T_j	150	°C
Storage Temperature Range	T_{stg}	-65~150	°C

Electrical Characteristics(Ta=25°C)

Parameter	Symbol	Test Conditions	Min	Typ	Max	Unit
Collector Cut-Off Current	I_{CBO}	$V_{CB}=50V \quad I_E=0$			100	nA
		$V_{CB}=50V \quad I_E=0$ $T_j=150^\circ C$			50	μA
Emitter Cut-Off Current	I_{EBO}	$V_{EB}=5.0V \quad I_C=0$			100	nA
DC Current Gain	$h_{FE(1)}$	$V_{CE}=2.0V \quad I_C=100mA$	300			
	$h_{FE(2)}$	$V_{CE}=2.0V \quad I_C=500mA$	300			
	$h_{FE(3)*}$	$V_{CE}=2.0V \quad I_C=1.0A$	300			
	$h_{FE(4)*}$	$V_{CE}=2.0V \quad I_C=2.0A$	200			
	$h_{FE(5)*}$	$V_{CE}=2.0V \quad I_C=3.0A$	100			
Collector-Emitter Saturation Voltage	$V_{CE(sat)(1)}$	$I_C=500mA \quad I_B=50mA$			80	mV
	$V_{CE(sat)(2)*}$	$I_C=2.0A \quad I_B=100mA$			280	mV
Equivalent On-Resistance	$R_{CE(sat)*}$	$I_C=2.0A \quad I_B=200mA$		100	130	m Ω
Base-Emitter Saturation Voltage	$V_{BE(sat)*}$	$I_C=2.0A \quad I_B=100mA$			1.1	V
		$I_C=3.0A \quad I_B=300mA$			1.2	V
Base-Emitter Voltage	$V_{BE(ON)*}$	$V_{CE}=2.0V \quad I_C=1.0A$			1.2	V
Transition Frequency	f_T	$V_{CE}=5.0V \quad I_C=100mA$ $f=100MHz$	100			MHz
Collector Capacitance	C_C	$V_{CB}=10V \quad I_E=0$ $f=1.0MHz$			25	pF



Electrical Characteristic Curve

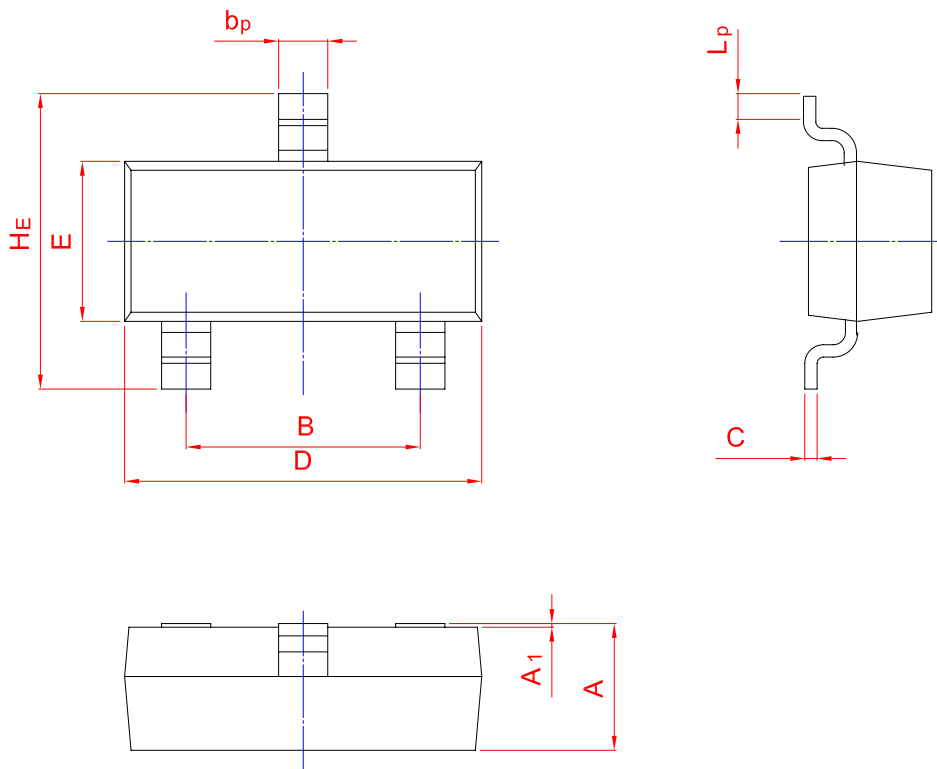
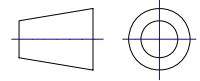




PACKAGE OUTLINE

Plastic surface mounted package; 3 leads

SOT-23



UNIT	A	B	bp	C	D	E	HE	A1	Lp
mm	1.40	2.04	0.50	0.19	3.10	1.65	3.00	0.100	0.50
	0.95	1.78	0.35	0.08	2.70	1.20	2.20	0.013	0.20